

C3234a - 185 SAMFORD ROAD, ENOGGERA


C3234a-0002(3).xls

ELECTRICAL EQUIPMENT SCHEDULE

REVISION 3 - 01 JUNE 2026

THE LIGHT FITTING SUPPLIER CONTACT DETAILS MAY BE AVAILABLE ON THE EDG WEBSITE VIA THE FOLLOWING LINK
www.edg.net.au/Links/Lighting.htm

TYPE	LAMPS	DESCRIPTION	COLOUR / ACCESSORY	CATALOGUE No	REV
L1	36W LED 4000K	SURFACE MOUNTED IP66 1200 LONG BATTEN C/W INTEGRAL DRIVER AND AN UNSWITCHED AS2293 NON MAINTAINED EMERGENCY PACK CONFIGURED TO ONLY OPERATE UPON MAINS FAILURE	LIGHT GREY	EQUAL TO GAMMA STORM 1558-CCT-36W	A
L2	180W 5000K LED	SURFACE MOUNTED IP 65 CARPARK ENTRY LIGHT C/W INTEGRAL DALI DIMMABLE DRIVER AND ILLUMINATION LEVEL / MOVEMENT SENSOR. PROVIDE THE EXTERNAL CARPARK INSTALLATION WITH AN enLIGHTEN CECS CONTROLLER.	BLACK	EQUAL TO enLIGHTEN TAURO BLACK TB180D-57-S1-CECS	A
L3	36W LED 4000K	SURFACE MOUNTED IP66 1200 LONG BATTEN C/W INTEGRAL DRIVER	LIGHT GREY	EQUAL TO GAMMA STORM 1558-CCT-36W	A
L4	36W LED 4000K	SURFACE MOUNTED IP66 1200 LONG BATTEN C/W INTEGRAL DRIVER AND A MOVEMENT SENSOR	LIGHT GREY	EQUAL TO GAMMA STORM 1558-CCT-36W MS	A
L5	2500 LUMEN 3000K LED	200 DEEP SURFACE CAN DOWNLIGHT C/W WIDE BEAM SILVER REFLECTOR INTEGRAL DALI DIMMABLE DRIVER	WHITE	FITTING SELECTION BY THE CONTRACTOR	A
L6	8W 3000K LED	GARDEN STAKE FITTING C/W REMOTE DALI DIMMABLE DRIVER MOUNT THE FITTING IN THE GARDEN AS PER THE ARCHITECTURAL DETAIL IT IS ACCEPTABLE TO SUPPLY MULTIPLE UP2 FITTINGS ON THE SAME CHANNEL FROM A SINGLE SUITABLY SIZED DRIVER / POWER SUPPLY	BLACK	EQUAL TO GAMMA ILLUMINATION RULLO 1373- FL-8W- 3K	A
L7	250W FULL SPECTRUM LED	SURFACE MOUNTED ADJUSTABLE FULL SPECTRUM GROW LIGHT C/W INTEGRAL DRIVER	BLACK	FITTING SELECTION BY THE CONTRACTOR	A
L8	13W 3000K LED	INGROUND IP67 ADJUSTABLE UP LIGHT C/W REMOTE DALI DIMMABLE DRIVER IT IS ACCEPTABLE TO SUPPLY MULTIPLE UP1 FITTINGS ON THE SAME CHANNEL FROM A SINGLE SUITABLY SIZED DRIVER / POWER SUPPLY	STAINLESS STEEL	EQUAL TO GAMMA ILLUMINATION 1069-VWFL-3K-13W	A
L9	3000K LED	EXTERNAL WALL LIGHT C/W INTEGRAL DALI DIMMABLE DRIVER CONFIRM THE FITTING MOUNTING HEIGHT WITH THE ARCHITECT	TBA	ALLOW A PC SUM OF \$600.00 FOR THE SUPPLY OF EACH L9 FITTING	A
L10	45W 5000K LED	CARPARK POLE LIGHT MOUNTED 9000M ABOVE THE CARPARK LEVEL WITH THE POLE FIXED TO THE PARAPET. PROVIDE THE FITTING WITH A SPILL LIGHT SHIELD AS DIRECTED ON TAPERED GALVANIZED POLE. SUBMIT A SHOP DRAWING OF THE POLE AND MOUNTING FOR APPROVAL	SILVER FITTING	EQUAL TO GAMMA ILLUMINATION ALTUS 1342-4K-45W	A



C3234a - 185 SAMFORD ROAD, ENOGGERA


C3234a-0002(3).xls

ELECTRICAL EQUIPMENT SCHEDULE

REVISION 3 - 01 JUNE 2026

THE LIGHT FITTING SUPPLIER CONTACT DETAILS MAY BE AVAILABLE ON THE EDG WEBSITE VIA THE FOLLOWING LINK
www.edg.net.au/Links/Lighting.htm

TYPE	LAMPS	DESCRIPTION	COLOUR / ACCESSORY	CATALOGUE No	REV
L11	28W 5000K LED	CARPARK POLE LIGHT MOUNTED 9000M ABOVE THE CARPARK LEVEL WITH THE POLE FIXED TO THE PARAPET. PROVIDE THE FITTING WITH A SPILL LIGHT SHIELD AS DIRECTED ON TAPERED GALVANIZED POLE. SUBMIT A SHOP DRAWING OF THE POLE AND MOUNTING FOR APPROVAL	SILVER FITTING	EQUAL TO GAMMA ILLUMINATION ALTUS 1342-4K-28W	A
L12	28W 5000K LED	CARPARK POLE LIGHT MOUNTED 9000M ABOVE THE CARPARK LEVEL WITH THE POLE GROUND MOUNTED. PROVIDE THE FITTING WITH A SPILL LIGHT SHIELD AS DIRECTED ON TAPERED GALVANIZED POLE. SUBMIT A SHOP DRAWING OF THE POLE AND MOUNTING FOR APPROVAL	SILVER FITTING	EQUAL TO GAMMA ILLUMINATION ALTUS 1342-4K-28W	A
L13	20W 4000K LED	600 X 300 LAY IN FLAT PLATE LED FITTING C/W REMOTE DRIVER MOUNTED IN A FLUSH RECESSED PLASTER BOARD KIT	WHITE TRIM	EQUAL TO GAMMA ILLUMINATION PHANTOM 884503	A
L14	40W 4000K LED	1200 X 300 LAY IN FLAT PLATE LED FITTING C/W REMOTE DRIVER MOUNTED IN A FLUSH RECESSED PLASTER BOARD KIT	WHITE TRIM	EQUAL TO GAMMA ILLUMINATION PHANTOM 884501	A
L15	4000K LED	RECESSED AMENITY SHOWER DOWNLIGHT C/W REMOTE DRIVER	WHITE TRIM	GAMMA ILLUMINATION ATRIA 1192-4K-22W	A
L16	5000K LED	SUSPENDED HIGH BAY FITTING C/W INTEGRAL DALI DIMMABLE DRIVER	BLACK	GAMMA ILLUMINATION 881537-4K	A
L17	2500 LUMEN 3000K LED	200 DEEP SURFACE CAN DOWNLIGHT C/W WIDE BEAM SILVER REFLECTOR INTEGRAL DALI DIMMABLE DRIVER	WHITE	FITTING SELECTION BY THE CONTRACTOR	A
L18	3000K LED	RECESSED DOWNLIGHT C/W REMOTE SWITCHED DRIVER	WHITE TRIM	GAMMA ILLUMINATION MYLO 1004-WFL-3K-8W	A
L19	3000K LED	INTERNAL WALL LIGHT 120 X 90 X 180 HIGH C/W REMOTE SWITCHED DRIVER CONFIRM THE FITTING MOUNTING HEIGHT WITH THE ARCHITECT	EGG SHELL WHITE	EQUAL TO LIGHTING COLLECTIVE EXTERIOR CERAMIC INDENTED WALL LIGHT	A
L20	15W 3000K LED 38 DEG	SURFACE MOUNTED ADJUSTABLE DOWNLIGHT C/W REMOTE DALI DIMMABLE DRIVER	WHITE	EQUAL TO EST LIGHTING SPLIT TUBE 9W 40D WHITE	A



C3234a - 185 SAMFORD ROAD, ENOGGERA


C3234a-0002(3).xls

ELECTRICAL EQUIPMENT SCHEDULE

REVISION 3 - 01 JUNE 2026

THE LIGHT FITTING SUPPLIER CONTACT DETAILS MAY BE AVAILABLE ON THE EDG WEBSITE VIA THE FOLLOWING LINK
www.edg.net.au/Links/Lighting.htm

TYPE	LAMPS	DESCRIPTION	COLOUR / ACCESSORY	CATALOGUE No	REV
L21	40W 4000K LED	1200 X 300 LAY IN FLAT PLATE LED FITTING C/W REMOTE DRIVER SUSPENDED	WHITE TRIM	EQUAL TO GAMMA ILLUMINATION PHANTOM 884501	3
L22	3000K LED	RECESSED DOWNLIGHT C/W REMOTE SWITCHED DRIVER	BLACK	GAMMA ILLUMINATION MYLO 1004-WFL-3K-8W	3
RDL1	3000K LED	RECESSED DOWNLIGHT C/W REMOTE DALI DIMMABLE DRIVER	WHITE TRIM	EQUAL TO GAMMA ILLUMINATION CIBA 1218-FL-3K-13W	A
RDL2	2700K LED	RECESSED DOWNLIGHT C/W REMOTE DALI DIMMABLE DRIVER	WHITE TRIM	EQUAL TO LUMEN 8 SOLIS R11	A
RDL3	3000K LED	RECESSED DOWNLIGHT C/W REMOTE DRIVER	WHITE TRIM	EQUAL TO GAMMA ILLUMINATION CIBA 1218-FL-3K-13W	1
RDL4	3000K LED	RECESSED DOWNLIGHT C/W REMOTE DALI DIMMABLE DRIVER	BLACK	EQUAL TO GAMMA ILLUMINATION CIBA 1218-FL-3K-13W	3
RDL5	2700K LED	RECESSED DOWNLIGHT C/W REMOTE DALI DIMMABLE DRIVER	BLACK	EQUAL TO LUMEN 8 SOLIS R11	3
RDL6	3000K LED	RECESSED DOWNLIGHT C/W REMOTE DRIVER	BLACK	EQUAL TO GAMMA ILLUMINATION CIBA 1218-FL-3K-13W	3
SDL1	3000K LED	SURFACE MOUNTED CUSTOM LIGHT C/W REMOTE DALI DIMMABLE DRIVER	TBA	ALLOW A PC SUM OF \$600.00 FOR THE SUPPLY OF EACH SDL1 FITTING	A
SDL2	3000K LED 10W	SURFACE MOUNTED CAN DOWNLIGHT C/W REMOTE DALI DIMMABLE DRIVER	CUSTOM POWDER COAT COLOUR TO BE CONFIRMED BY THE ARCHITECT	EQUAL TO LUMEN 8 ROLL	A
SDL3	3000K LED 10W	SURFACE MOUNTED CAN DOWNLIGHT C/W REMOTE DRIVER	CUSTOM POWDER COAT COLOUR TO BE CONFIRMED BY THE ARCHITECT	EQUAL TO LUMEN 8 ROLL	1
SDL4	3000K LED 10W	SURFACE MOUNTED CAN DOWNLIGHT C/W REMOTE DALI DIMMABLE DRIVER	BLACK	EQUAL TO LUMEN 8 ROLL	3



C3234a - 185 SAMFORD ROAD, ENOGGERA


C3234a-0002(3).xls

ELECTRICAL EQUIPMENT SCHEDULE

REVISION 3 - 01 JUNE 2026

THE LIGHT FITTING SUPPLIER CONTACT DETAILS MAY BE AVAILABLE ON THE EDG WEBSITE VIA THE FOLLOWING LINK
www.edg.net.au/Links/Lighting.htm

TYPE	LAMPS	DESCRIPTION	COLOUR / ACCESSORY	CATALOGUE No	REV
WL1	3000K LED	EXTERNAL WALL LIGHT C/W REMOTE DALI DIMMABLE DRIVER CONFIRM THE FITTING MOUNTING HEIGHT WITH THE ARCHITECT	BRONZE	EQUAL TO LUMEN 8 COMET WALL	A
WL2	3000K LED	EXTERNAL WALL LIGHT 240 X 50 X 150 HIGH C/W REMOTE DALI DIMMABLE DRIVER CONFIRM THE FITTING MOUNTING HEIGHT WITH THE ARCHITECT	WHITE	EQUAL TO LIGHTING COLLECTIVE HANDMADE PORCELAIN CRESCENT WALL LIGHT SMALL	A
WL3	3000K LED	INTERNAL WALL LIGHT 170 X 50 X 115 HIGH C/W REMOTE DALI DIMMABLE DRIVER CONFIRM THE FITTING MOUNTING HEIGHT WITH THE ARCHITECT	WHITE	EQUAL TO LIGHTING COLLECTIVE HANDMADE PORCELAIN CRESCENT WALL LIGHT SMALL	A
WL4	3000K LED	INTERNAL WALL LIGHT 120 X 90 X 180 HIGH C/W REMOTE DALI DIMMABLE DRIVER CONFIRM THE FITTING MOUNTING HEIGHT WITH THE ARCHITECT	EGGSHELL WHITE	EQUAL TO LIGHTING COLLECTIVE EXTERIOR CERAMIC INDENTED WALL LIGHT	A
WL5	2 OFF E14 240VOLT 27000 L LED LAMPS	INTERNAL WALL LIGHT CONFIRM THE FITTING MOUNTING HEIGHT WITH THE ARCHITECT	ANTIQUE BRASS	EQUAL TO DINA ANTIQUE BRASS PICTURE WALL LIGHT	A
PL1	3000K LED	CUSTOM DECORATE PENDANT C/W REMOTE DALI DIMMABLE DRIVER CONFIRM THE SUSPENSION HEIGHT WITH THE ARCHITECT	CUSTOM POWDER COAT COLOUR TO BE CONFIRMED BY THE ARCHITECT	ALLOW A PC SUM OF \$2000.00 FOR THE SUPPLY OF EACH PL1 FITTING	A
PL2	3000K LED	300 DIA BALL PENDANT C/W REMOTE DALI DIMMABLE DRIVER CONFIRM THE SUSPENSION HEIGHT WITH THE ARCHITECT	OPAL BALL BRONZE TRIM & ROD	EQUAL TO LUMEN 8 300 DIA BALL ON ROD	A
PL3		NOT USED			A
PL4	3000K LED	CUSTOM DECORATE PENDANT CONFIRM THE SUSPENSION HEIGHT WITH THE ARCHITECT	POPPYSEED	EQUAL TO ROBERT GORDON LARGE CERAMIC PENDANT BELL LIGHT	2
PL5	3000K LED	300 DIA BALL PENDANT C/W REMOTE DALI DIMMABLE DRIVER CONFIRM THE SUSPENSION HEIGHT WITH THE ARCHITECT	OPAL BALL BRONZE TRIM & ROD	EQUAL TO LUMEN 8 300 DIA BALL ON ROD	A



C3234a - 185 SAMFORD ROAD, ENOGGERA


C3234a-0002(3).xls

ELECTRICAL EQUIPMENT SCHEDULE

REVISION 3 - 01 JUNE 2026

THE LIGHT FITTING SUPPLIER CONTACT DETAILS MAY BE AVAILABLE ON THE EDG WEBSITE VIA THE FOLLOWING LINK
www.edg.net.au/Links/Lighting.htm

TYPE	LAMPS	DESCRIPTION	COLOUR / ACCESSORY	CATALOGUE No	REV
CAT	4W LED FILAMENT LAMPS	COMMERCIAL FESTOON LIGHTING C/W STAINLESS STEEL SUSPENSION	BLACK	EQUAL TO GLOW WORM LIGHTING	A
TL1	3000K LED 240 VOLT	TABLE LAMP ALLOW TO INSTALL	TBA	ALLOW A PC SUM OF \$600.00 FOR HE SUPPLY OF EACH TL1 FITTING	A
S1	2.0W 4000K LED	RECESSED DOWNLIGHTS AT 1600 CENTRES C/W ASYMMETRICAL REFLECTOR MOUNTED WITHIN THE STAIR HAND REMOTE DALI DIMMABLE DRIVER / POWER SUPPLY	SILVER	EQUAL TO KLIK SYSTEMS LEDPOD 50	A
S2	12W/M 3000K LED	FLEXIBLE LED ROPE FLEX SCREW FIXED IN PLACE WITHIN THE FEATURE WALL FLOOR PELMET TO UPLIGHT AS PER THE ARCHITECTURAL DETAIL PROVIDE THE STRIP WITH A REMOTE DEDICATED 240-24V POWER SUPPLY AND A DALI DIMMABLE INTERFACE UNIT PER GROUP NOT EXCEEDING 10M OF STRIP LOCATED IN A CONCEALED ACCESSIBLE POSITION.	WHITE	EQUAL TO NPA L-NF-GLOW + POWER SUPPLY & DALI CONTROLLER	A
S3	12W/M 3000K LED	FLEXIBLE LED ROPE FLEX SCREW FIXED IN PLACE WITHIN THE FEATURE WALL CEILING PELMET TO DOWNLIGHT AS PER THE ARCHITECTURAL DETAIL PROVIDE THE STRIP WITH A REMOTE DEDICATED 240-24V POWER SUPPLY AND A DALI DIMMABLE INTERFACE UNIT PER GROUP NOT EXCEEDING 10M OF STRIP LOCATED IN A CONCEALED ACCESSIBLE POSITION.	WHITE	EQUAL TO NPA L-NF-GLOW-WW + POWER SUPPLY & DALI CONTROLLER	A
S4	NOT USED				1
S5	12W/M 3000K LED	MULTIPLE HORIZONTAL RUNS OF FLEXIBLE LED ROPE FLEX SCREW FIXED IN PLACE WITHIN A FLUSH RECESS WITHIN THE REAR BAR JOINERY AS PER THE ARCHITECTURAL DETAIL PROVIDE THE STRIP WITH A REMOTE DEDICATED 240-24V POWER SUPPLY AND A DALI DIMMABLE INTERFACE UNIT PER GROUP NOT EXCEEDING 10M OF STRIP LOCATED IN A CONCEALED ACCESSIBLE POSITION.	WHITE	EQUAL TO NPA L-NF-GLOW-WW + POWER SUPPLY & DALI CONTROLLER	A
S6	12W/M 3000K LED	FLEXIBLE LED ROPE FLEX SCREW FIXED IN PLACE WITHIN THE COUNTER PELMET AS PER THE ARCHITECTURAL DETAIL PROVIDE THE STRIP WITH A REMOTE DEDICATED 240-24V POWER SUPPLY AND A DALI DIMMABLE INTERFACE UNIT PER GROUP NOT EXCEEDING 10M OF STRIP LOCATED IN A CONCEALED ACCESSIBLE POSITION.	WHITE	EQUAL TO NPA L-NF-GLOW-WW + POWER SUPPLY & DALI CONTROLLER	A



ELECTRICAL DESIGN GROUP

ELECTRICAL BUILDING SERVICES CONSULTANTS

P.O. Box 15, SHERWOOD Q. 4075

Phone: (07) 3278 4375 Fax: (07) 3716 0222

Web Site: www.edg.net.au Email: brisbane@edg.net.au

C3234a - 185 SAMFORD ROAD, ENOGGERA


C3234a-0002(3).xls

ELECTRICAL EQUIPMENT SCHEDULE

REVISION 3 - 01 JUNE 2026

THE LIGHT FITTING SUPPLIER CONTACT DETAILS MAY BE AVAILABLE ON THE EDG WEBSITE VIA THE FOLLOWING LINK
www.edg.net.au/Links/Lighting.htm

TYPE	LAMPS	DESCRIPTION	COLOUR / ACCESSORY	CATALOGUE No	REV
S7		A SINGLE HORIZONTAL RUN OF LED STRIP LIGHT 4000K WHITE LEDS AT 12MM SPACING WITH REMOTE CONTROL GEAR. MOUNT THE LED STRIP UNDER THE OVERHEAD CUPBOARDS HARD AGAINST THE SPLASHBACK AS PER THE ARCHITECTURAL JOINERY DETAILS THE SUPPLIER IS TO CUT / JOIN THE LED STRIPS TO SUIT THE SITE DIMENSIONS. DO NOT CUT THE LED STRIPS ON SITE SCREW FIX THE ALUMINIUM SUPPORT IN PLACE.		EQUAL TO NEON PRODUCTS AUSTRALIA LF-DFB-NW-300-12 + PR-LIN172153-F	A
HE/C	3400 W	CONCRETE SOFFIT FLUSH MOUNTED 3400W HEATER C/W FLUSH MOUNT BRACKET AS REQUIRED REFER TO THE LIGHTING CONTROL SCHEDULE FOR ADDITIONAL CONTROL REQUIREMENTS	WHITE	EQUAL TO BROMIC PLATINUM SMART HEAT ELECTRIC 11 2620248	A
HE/W	3400 W	WALL MOUNTED ADJUSTABLE 3400W HEATER C/W CUSTOM SUPPORT / SUSPENSIONS AS REQUIRED REFER TO THE LIGHTING CONTROL SCHEDULE FOR ADDITIONAL CONTROL REQUIREMENTS	WHITE	EQUAL TO BROMIC PLATINUM SMART HEAT ELECTRIC 11 2620248	A
H1	100W IR LAMP	PENDANT HEAT LAMP CONFIRM THE SUSPENSION HEIGHT WITH THE ARCHITECT	GLOSSY GRAY	EQUAL TO HATCO DL-775-CN PLUS 100W IR LAMP	A
E1	LED	EMERGENCY LIGHT: RECESSED NON-MAINTAINED EMERGENCY LIGHT. AS2293 CLASSIFICATION C0-D40 - C90-D40.	WHITE	EQUAL TO CLEVERTRONICS LLIFE	A
E2	LED	EMERGENCY LIGHT: SURFACE MOUNTED NON-MAINTAINED EMERGENCY LIGHT. AS2293 CLASSIFICATION C0-D63 - C90-D63.	WHITE	EQUAL TO CLEVERTRONICS LLIFE-SM	A
E3	LED	EMERGENCY LIGHT: RECESSED NON-MAINTAINED EMERGENCY LIGHT. AS2293 CLASSIFICATION C0-D40 - C90-D40.	BLACK	EQUAL TO CLEVERTRONICS LLIFE BLACK	3
EX (BOH)	LED	BACK OF HOUSE EXIT LIGHT: MAINTAINED 24M VIEWING DISTANCE EXIT LIGHT C/W DIFFUSERS & DIRECTIONAL ARROWS AS SHOWN. CEILING OR WALL MOUNT BETWEEN 2100mm & 2700mm AFFL IF THERE IS NO VERTICAL SURFACE TO MOUNT THE FITTING ON WITHIN THIS RANGE CONFIRM THE MOUNTING HEIGHT WITH THE ENGINEER. AS2293 CLASSIFICATION C0-D1.25- C90-D2	WHITE	EQUAL TO CLEVERTRONICS LCFLED	A
EX WP	LED	EXIT LIGHT: MAINTAINED WEATHER PROOF 24M VIEWING DISTANCE EXIT LIGHT C/W DIFFUSERS & DIRECTIONAL ARROWS AS SHOWN. CEILING OR WALL MOUNT BETWEEN 2100mm & 2700mm AFFL IF THERE IS NO VERTICAL SURFACE TO MOUNT THE FITTING ON WITHIN THIS RANGE CONFIRM THE MOUNTING HEIGHT WITH THE ENGINEER. AS2293 CLASSIFICATION C0-D1.25- C90-D2	WHITE	EQUAL TO CLEVERTRONICS LWELED	A




C3234a - 185 SAMFORD ROAD, ENOGGERA

C3234a-0002(3).xls

ELECTRICAL EQUIPMENT SCHEDULE

REVISION 3 - 01 JUNE 2026

THE LIGHT FITTING SUPPLIER CONTACT DETAILS MAY BE AVAILABLE ON THE EDG WEBSITE VIA THE FOLLOWING LINK www.edg.net.au/Links/Lighting.htm					
TYPE	LAMPS	DESCRIPTION	COLOUR / ACCESSORY	CATALOGUE No	REV
EX (FOH)	LED	FRONT OF HOUSE EXIT LIGHT: MAINTAINED 24M VIEWING DISTANCE EXIT LIGHT C/W DIFFUSERS & DIRECTIONAL ARROWS AS SHOWN. CEILING SURFACE MOUNT OR WALL MOUNT BETWEEN 2100mm & 2700mm AFFL IF THERE IS NO VERTICAL SURFACE TO MOUNT THE FITTING ON WITHIN THIS RANGE CONFIRM THE MOUNTING HEIGHT WITH THE ENGINEER. AS2293 CLASSIFICATION C0-D8 - C90-E3.2.	WHITE UNLESS NOTED AS BK THEN BLACK	EQUAL TO CLEVERTRONICS LUBPRO-SM	3
EMERGENCY PACK		LIGHT FITTINGS THAT ARE DESIGNATED AS BEING PROVIDED WITH AN EMERGENCY PACK ARE TO BE PROVIDED WITH AN INTEGRAL AS2293 EMERGENCY PACK. THE FITTINGS ARE TO BE NON MAINTAINED WITH ALL LAMPS SWITCHED AS PER THE LIGHTING CONTROL FOR THAT SPACE UNLESS NOTED OTHERWISE. REFER TO THE SPECIFICATION FOR FURTHER DETAILS OF THE CONFIGURATION AND SWITCHING OF EMERGENCY LIGHTS.			A
CHANNEL x		CONTROL CHANNEL WITH A NUMERICAL REFERENCE. REFER TO THE POWER AND LIGHTING CONTROL SCHEMATIC / SCHEDULE			1
PROXIMITY DETECTOR SWITCH (PD)		ADJUSTABLE FLUSH RECESSED 360 DEGREE TRIPLE PYRO PIR PRESENCE DETECTOR TO OPERATE THE ASSOCIATED LIGHTS FOR A PRE-SET AMOUNT OF TIME. ADJUST THE TIME AND SENSITIVITY ON SITE AS DIRECTED BY THE ENGINEER.	WHITE UNLESS NOTED AS BK THEN BLACK	CLIPSAL. SELECTION BY THE CONTRACTOR. SUBMIT DETAILS OF THE PROXIMITY DETECTOR SWITCH FOR APPROVAL PRIOR TO ORDERING	3
DAY LIGHT DETECTOR SWITCH (DS)		ADJUSTABLE SURFACE MOUNTED DYNALITE DAY LIGHT DETECTOR SWITCH. ADJUST THE TIME AND SENSITIVITY ON SITE AS DIRECTED BY THE ENGINEER.	WHITE	SELECTION BY THE CONTRACTOR. SUBMIT DETAILS OF THE PROXIMITY DETECTOR SWITCH FOR APPROVAL PRIOR TO ORDERING	A
MOVEMENT DETECTOR SWITCH (MS)		ADJUSTABLE SURFACE MOUNTED DYNALITE MOVEMENT DETECTOR SWITCH. ADJUST THE TIME AND SENSITIVITY ON SITE AS DIRECTED BY THE ENGINEER.	WHITE	SELECTION BY THE CONTRACTOR. SUBMIT DETAILS OF THE PROXIMITY DETECTOR SWITCH FOR APPROVAL PRIOR TO ORDERING	A
FIRE INDICATOR PANEL (FIP)		FLUSH RECESSED AS1670.1 COMPLIANT WHITE FIRE INDICATOR PANEL C/W RECESS TRIM KIT TO CONTAIN THE FDCIE AND EWICIE.			A
ASPIRATING SMOKE DETECTOR		AS1670.1 ASPIRATING SMOKE DETECTOR TO MONITOR THE LIFT SHAFT AS PER THE FIRE ENGINEERING REPORT.			A



ELECTRICAL DESIGN GROUP

ELECTRICAL BUILDING SERVICES CONSULTANTS

P.O. Box 15, SHERWOOD Q. 4075

Phone: (07) 3278 4375 Fax: (07) 3716 0222

Web Site: www.edg.net.au Email: brisbane@edg.net.au

C3234a - 185 SAMFORD ROAD, ENOGGERA


C3234a-0002(3).xls

ELECTRICAL EQUIPMENT SCHEDULE

REVISION 3 - 01 JUNE 2026

THE LIGHT FITTING SUPPLIER CONTACT DETAILS MAY BE AVAILABLE ON THE EDG WEBSITE VIA THE FOLLOWING LINK
www.edg.net.au/Links/Lighting.htm

TYPE	LAMPS	DESCRIPTION	COLOUR / ACCESSORY	CATALOGUE No	REV
RECESSED FIRE ALARM SPEAKER		AS1670.1 RECESSED FIRE ALARM SPEAKER C/W WHITE GRILL UNLESS NOTED AS BK THEN BLACK			3
SURFACE MOUNTED FIRE ALARM SPEAKER (SM)		AS1670.1 SURFACE MOUNTED FIRE ALARM SPEAKER C/W WHITE GRILL / HOUSING UNLESS NOTED AS BK THEN BLACK			3
FIRE ALARM HORN		AS1670.1 SURFACE MOUNTED IP66 FIRE ALARM HORN			A
VISUAL ALARM DEVICE (VAD)		AS1670.1 SURFACE MOUNTED VISUAL ALARM DEVICE			A
MONITORED VALVE CONNECTION (MV)		SPRINKLER / HYDRANT SYSTEM VALVE MONITORING POINT / FIRE ALARM SYSTEM INTERFACE.			1
FLOW SWITCH CONNECTION (FS)		SPRINKLER / HYDRANT SYSTEM FLOW SWITCH MONITORING POINT / FIRE ALARM SYSTEM INTERFACE.			A
GAS CONTROL SYSTEM		GAS CONTROL SYSTEM TO BE INTERFACED TO THE FIRE ALARM SYSTEM			A
ONE-WAY LIGHT SWITCH		ONE-WAY LIGHT SWITCH C/W CIRCUIT IDENTIFICATION ON THE FACEPLATE BEHIND THE SURROUND MOUNTED AT 1000mm AFFL UNLESS NOTED OTHERWISE.	WHITE UNLESS IN A KITCHEN OR BAR THEN STAINLESS STEEL	CLIPSAL C2000 SERIES UNLESS IN A KITCHEN OR BAR THEN STAINLESS STEEL	A
TWO-WAY LIGHT SWITCH		TWO-WAY LIGHT SWITCH C/W CIRCUIT IDENTIFICATION ON THE FACEPLATE BEHIND THE SURROUND MOUNTED AT 1000mm AFFL UNLESS NOTED OTHERWISE.	WHITE UNLESS IN A KITCHEN OR BAR THEN STAINLESS STEEL	CLIPSAL C2000 SERIES UNLESS IN A KITCHEN OR BAR THEN STAINLESS STEEL	A
LIGHTING CONTROL SWITCH PANEL (SPx)		6-BUTTON PROGRAMMABLE SWITCH PANEL C/W CENTRAL LCD DISPLAY MOUNTED AT 1000mm AFFL UNLESS NOTED OTHERWISE. REFER TO THE LIGHTING CONTROL SCHEDULE	ALUMINIUM	DYNALITE ANTUMBRA DISPLAY	A
HAND DRYER CONNECTION (HD)		SINGLE POWER OUTLET C/W CIRCUIT IDENTIFICATION ON THE FACEPLATE BEHIND THE SURROUND FOR THE HAND DRYER MOUNT THE GPO AS PER THE ARCHITECTURAL DETAIL	WHITE	CLIPSAL C2000 SERIES 30USM	A
SINGLE POWER OUTLET		SINGLE POWER OUTLET C/W CIRCUIT IDENTIFICATION ON THE FACEPLATE BEHIND THE SURROUND MOUNT AT 300mm AFFL U.N.O. RATING 10A U.N.O.	WHITE UNLESS IN A KITCHEN OR BAR THEN STAINLESS STEEL	CLIPSAL C2000 SERIES UNLESS IN A KITCHEN OR BAR THEN STAINLESS STEEL	A
DOUBLE POWER OUTLET		DOUBLE POWER OUTLET C/W CIRCUIT IDENTIFICATION ON THE FACEPLATE BEHIND THE SURROUND MOUNT AT 300mm AFFL U.N.O. RATING 10A U.N.O.	WHITE UNLESS IN A KITCHEN OR BAR THEN STAINLESS STEEL	CLIPSAL C2000 SERIES UNLESS IN A KITCHEN OR BAR THEN STAINLESS STEEL	A
SINGLE POWER OUTLET FOR THE AUTO DOOR (AD)		SINGLE 10 AMP POWER OUTLET C/W CIRCUIT IDENTIFICATION ON THE FACEPLATE BEHIND THE SURROUND MOUNTED WITHIN THE AUTO DOOR MULLION	WHITE	CLIPSAL C2000 SERIES	A



ELECTRICAL DESIGN GROUP

ELECTRICAL BUILDING SERVICES CONSULTANTS

P.O. Box 15, SHERWOOD Q. 4075

Phone: (07) 3278 4375 Fax: (07) 3716 0222

Web Site: www.edg.net.au Email: brisbane@edg.net.au

C3234a - 185 SAMFORD ROAD, ENOGGERA


C3234a-0002(3).xls

ELECTRICAL EQUIPMENT SCHEDULE

REVISION 3 - 01 JUNE 2026

THE LIGHT FITTING SUPPLIER CONTACT DETAILS MAY BE AVAILABLE ON THE EDG WEBSITE VIA THE FOLLOWING LINK
www.edg.net.au/Links/Lighting.htm

TYPE	LAMPS	DESCRIPTION	COLOUR / ACCESSORY	CATALOGUE No	REV
IP56 SINGLE POWER OUTLET		SINGLE POWER OUTLET IP56 MOUNT AT 300mm AFFL U.N.O. RATING 10A U.N.O.	GREY	CLIPSAL 56 SERIES	A
DOUBLE POWER OUTLET (USB)		DOUBLE POWER OUTLET C/W USB CHARGER AND CIRCUIT IDENTIFICATION ON THE FACEPLATE BEHIND THE SURROUND MOUNT AT 300mm AFFL U.N.O. RATING 10A U.N.O.	WHITE	CLIPSAL 2000 SERIES + 30USBCM MECH	A
WEATHERPROOF POWER OUTLET (WP)		IP54 WEATHERPROOF SINGLE / DOUBLE POWER OUTLET AS NOTED ON DRAWING C/W COVER FLAP OVER SOCKET. MOUNT AT MINIMUM 1100mm AFFL U.N.O. RATING 10A U.N.O.	-	CLIPSAL WSCF227F	A
SINGLE 15A POWER OUTLET SUSPENDED (SUS)		SINGLE 15A POWER OUTLET SUSPENDED TO 1600 AFFL UNLESS NOTED OTHERWISE VIA A 3MM STAINLESS STEEL WIRE ROPE.	WHITE	CLIPSAL "56 SERIES" 56SPO315	A
SIGNAGE CONNECTION		COORDINATE THE LOCATION AND CONNECTION WITH THE SIGN CONTRACTOR ENSURING THE GPO / ISOLATORS ARE PROVIDED WITH APPROPRIATE WEATHER PROTECTION AND ARE CONCEALED FROM VIEW.			A
FLOOR BOX TYPE 1 (FB1)		INSITU FLUSH FLOOR BOX C/W A DOUBLE GPO AND 3 COMMUNICATIONS OUTLETS ON THE SAME FACEPLATE . PROVIDE A 32 DIA CONDUIT C/W A SPARE DRAW WIRE FROM THE REAR OF THE COMMUNICATIONS FACEPLATE TO AN ACCESSIBLE POSITION IN THE CEILING SPACE NOTED ON THE AS CONSTRUCTED DRAWINGS. PROVIDE THE GPOS AND COMMUNICATIONS OUTLETS AS PER THE STANDARD DESCRIPTIONS.	STAINLESS STEEL	ECD FB2SR	A
SPECIAL PURPOSE OUTLET		SPECIAL PURPOSE OUTLET TYPE AS NOTED. MOUNT AT 1350mm AFFL U.N.O. RATING 20A U.N.O. CONNECT TO EQUIPMENT VIA FLEXIBLE CONDUIT.			A
SINGLE-PHASE ISOLATOR		SINGLE-PHASE WEATHERPROOF ISOLATOR. MOUNT AT 1350mm AFFL U.N.O. RATING 20A U.N.O. CONNECT TO EQUIPMENT VIA FLEXIBLE CONDUIT.	-	CLIPSAL WHT20	A
THREE-PHASE ISOLATOR		THREE-PHASE WEATHERPROOF ISOLATOR. MOUNT AT 1350mm AFFL U.N.O. RATING 20A U.N.O. CONNECT TO EQUIPMENT VIA FLEXIBLE CONDUIT.	-	CLIPSAL WHT35	A
DB-A		LEVEL 0 DISTRIBUTION BOARD DB-A AS PER THE DB-A SCHEDULE AND NOTES. PROVIDE A SHOP DRAWING OF DB-A FOR APPROVAL.			A
DB-B		LEVEL 1 DISTRIBUTION BOARD DB-B AS PER THE DB-B SCHEDULE AND NOTES. PROVIDE A SHOP DRAWING OF DB-B FOR APPROVAL.			A
DB-C		LEVEL 2 DISTRIBUTION BOARD DB-C AS PER THE DB-C SCHEDULE, DB-C SCHEMATIC AND NOTES. PROVIDE A SHOP DRAWING OF DB-C FOR APPROVAL.			A



ELECTRICAL DESIGN GROUP

ELECTRICAL BUILDING SERVICES CONSULTANTS

P.O. Box 15, SHERWOOD Q. 4075

Phone: (07) 3278 4375 Fax: (07) 3716 0222

Web Site: www.edg.net.au Email: brisbane@edg.net.au


C3234a - 185 SAMFORD ROAD, ENOGGERA

C3234a-0002(3).xls

ELECTRICAL EQUIPMENT SCHEDULE

REVISION 3 - 01 JUNE 2026

THE LIGHT FITTING SUPPLIER CONTACT DETAILS MAY BE AVAILABLE ON THE EDG WEBSITE VIA THE FOLLOWING LINK www.edg.net.au/Links/Lighting.htm					
TYPE	LAMPS	DESCRIPTION	COLOUR / ACCESSORY	CATALOGUE No	REV
DB-D		CAFE TENANCY DISTRIBUTION BOARD DB-D AS PER THE DB-D SCHEDULE AND NOTES. DRAWING OF DB-D FOR APPROVAL.		PROVIDE A SHOP	A
DB-E		EV CHARGER DISTRIBUTION BOARD DB-E AS PER THE DB-E SCHEDULE AND NOTES. DRAWING OF DB-E FOR APPROVAL.		PROVIDE A SHOP	A
DB-R		REFRIGERATION DISTRIBUTION BOARD DB-R AS PER THE DB-R SCHEDULE AND NOTES. SHOP DRAWING OF DB-R FOR APPROVAL.		PROVIDE A	A
MSSB-1		MECHANICAL SERVICES SWITCHBOARD PROVIDED BY THE MECHANICAL SUB CONTRACTOR. COORDINATE THE SUBMAIN CONNECTION WITH THE MECHANICAL SUB CONTRACTOR ON SITE.			A
MSSB-2		MECHANICAL SERVICES SWITCHBOARD PROVIDED BY THE MECHANICAL SUB CONTRACTOR. COORDINATE THE SUBMAIN CONNECTION WITH THE MECHANICAL SUB CONTRACTOR ON SITE.			1
PV INVERTER		33KW IP 66 3 PHASE PV INVERTER C/W 5 YEAR REPLACEMENT WARRANTY CONNECTED TO THE PV PANELS. REFER TO THE NOTES FOR ADDITIONAL REQUIREMENTS. PROVIDE DETAILS OF THE PV SYSTEM AND DESIGN FOR APPROVAL.			A
PV PANELS		33KW OF PV PANELS C/W GALVANIZED MOUNTING BRACKET. PROVIDE PV PANELS WITH A 10 YEAR PRODUCT WARRANTY AND A 25 YEAR PANEL PERFORMANCE WARRANTY. REFER TO THE NOTES FOR ADDITIONAL REQUIREMENTS.			A
MSB		MAIN SWITCHBOARD AS PER THE POWER SCHEMATIC AND THE NOTES. PROVIDE A SHOP DRAWING OF THE MAIN SWITCHBOARD FOR APPROVAL.			A
REVENUE METER (M1)		NEM CODE COMPLIANT CT RETAIL METER INCLUDING ALL ASSOCIATED COMPONENTS INCLUDING THE METERS AND CTS ETC.			A
REVENUE METER (M2)		NEM CODE COMPLIANT DIRECT WIRED RETAIL METER INCLUDING ALL ASSOCIATED COMPONENTS INCLUDING THE METERS AND FUSED LINKS ETC.			A
EV METER (M3)		ELECTRIC VEHICLE CHARGING CONTROL SYSTEM DEMAND METER AS PER J9D4 OF THE NCC BCA 2022.			A
ENERGY METER (M4)		ENERGY MONITORING SYSTEM METER AS PER J9D3 OF THE NCC BCA 2022			A
COMMUNICATIONS RACK (CR-A)		FREE STANDING 42 RU MINIMUM 800 DEEP COMMUNICATIONS RACK CR-A PROVIDE A SHOP DRAWING OF THE RACK INCLUDING THE ARRANGEMENT OF EQUIPMENT PROVIDED WITHIN IT AS PART OF THE CONTRACT FOR APPROVAL. PROVIDE THE RACK WITH THE REQUIRED CAT 6 PATCH PANELS, CABLE MANAGEMENT AS PER THE SPECIFICATION. PROVIDE THE RACK WITH CASTERS.	BLACK	REDBACK A4.8842D	A
COMMUNICATIONS RACK (CR-B)		FREE STANDING 42 RU MINIMUM 800 DEEP COMMUNICATIONS RACK CR-B FOR USE BY THE SECURITY CONTRACTOR PROVIDE A SHOP DRAWING OF THE RACK INCLUDING THE ARRANGEMENT OF EQUIPMENT PROVIDED WITHIN IT AS PART OF THE CONTRACT FOR APPROVAL. PROVIDE THE RACK WITH THE REQUIRED CAT 6 PATCH PANELS, CABLE MANAGEMENT AS PER THE SPECIFICATION. PROVIDE THE RACK WITH CASTERS.	BLACK	REDBACK A4.8842D	A



C3234a - 185 SAMFORD ROAD, ENOGGERA


C3234a-0002(3).xls

ELECTRICAL EQUIPMENT SCHEDULE

REVISION 3 - 01 JUNE 2026

THE LIGHT FITTING SUPPLIER CONTACT DETAILS MAY BE AVAILABLE ON THE EDG WEBSITE VIA THE FOLLOWING LINK
www.edg.net.au/Links/Lighting.htm

TYPE	LAMPS	DESCRIPTION	COLOUR / ACCESSORY	CATALOGUE No	REV
COMMUNICATIONS RACK (CR-C)		FREE STANDING 42 RU MINIMUM 800 DEEP COMMUNICATIONS RACK CR-C FOR USE BY THE AUDIO CONTRACTOR	BLACK	REDBACK A4.8842D	A
COMMUNICATIONS RACK (CR-D)		FREE STANDING 42 RU MINIMUM 800 DEEP COMMUNICATIONS RACK CR-D FOR USE BY THE AUDIO CONTRACTOR	BLACK	REDBACK A4.8842D	A
COMMUNICATIONS OUTLET		RJ45 CAT-6 COMMUNICATIONS OUTLET, CABLED BACK TO CAT 6 PATCH PANELS IN RACK CR-A VIA 4-PAIR CAT-6 UTP CABLE. MOUNT UP TO 3 RJ45 OUTLETS PER MULTI-GANG FACEPLATE WITH SEPARATE PERMANENT LABELLING FOR EACH OUTLET. MOUNT AT 300 AFFL UNLESS NOTED OTHERWISE PROVIDE EACH COMMUNICATIONS OUTLET WITH A 1200 LONG PRETERMINATED ULTRA THIN PATCH LEAD OF THE SAME COLOUR AS THE COMMUNICATIONS UTP CABLING.	WHITE	CLIPSAL "C2000 SERIES"	A
CCTV POINT		MALE CCTV RJ45 CAT-6 PLUS , CABLED BACK TO CAT 6 PATCH PANELS IN RACK CR-B VIA 4-PAIR CAT-6 UTP CABLE. PERMANENT LABELLING PROVIDE EACH CCTV POINT WITH A 1200 LONG PRETERMINATED ULTRA THIN PATCH LEAD OF THE SAME COLOUR AS THE CCTV UTP CABLING.			A
SECURITY EQUIPMENT		SECURITY EQUIPMENT WALL MOUNTED AT HIGH LEVEL. ENSURE THE POWER AND COMMUNICATIONS OUTLETS SUPPLYING THE SECURITY EQUIPMENT ARE MOUNTED WITHIN THE SECURITY EQUIPMENT HOUSINGS SUCH THAT THE OUTLETS AND 240 VOLT FLEXES ARE NOT VISIBLE UNDER NORMAL CONDITIONS.			A
PIEZO SIREN		FLUSH RECESSED WHITE PIEZO SIREN SUBMIT DETAILS OF THE PIEZO SIREN FOR APPROVAL PRIOR TO ORDERING WHITE UNLESS NOTED AS BK THEN BLACK			3
SECURITY STROBE		WALL MOUNTED AT HIGH LEVEL SECURITY SYSTEM SATELLITE STROBE. SUBMIT DETAILS OF THE STROBE INCLUDING ITS MOUNTING POSITION FOR APPROVAL PRIOR TO ORDERING.			1
KEY PAD (KP)		SECURITY ARMING / DISARMING KEY PAD WALL MOUNTED. SUBMIT DETAILS OF THE KEY PAD AND ENCLOSURE FOR APPROVAL PRIOR TO ORDERING.			A
CARD READER (CR)		WALL-MOUNTED 1000AFFL VANDAL-RESISTANT ACCESS CONTROL SYSTEM HEAVY-DUTY PROXIMITY CARD READER. PROVIDE DOOR READERS AND POWER SUPPLIES AS REQUIRED			A
EXIT PUSH BUTTON (PB)		MOMENTARY PUSH BUTTON INTERFACED TO THE SECURITY SYSTEM TO UNLOCK THE ASSOCIATED DOOR MOUNTED AT 1000mm AFFL UNLESS NOTED OTHERWISE. PROVIDE CONTRASTING ENGRAVING "PRESS TO EXIT"	WHITE	CLIPSAL C2000 SERIES	A
DOOR MAGNETIC HOLDER (MH)		MAGNETIC DOOR HOLDERS CONNECTED TO THE ACCESS CONTROL SYSTEM. PROVIDE DOOR READER MODULES & AUXILIARY POWER SUPPLIES AS REQUIRED.			A



C3234a - 185 SAMFORD ROAD, ENOGGERA

C3234a-0002(3).xls

ELECTRICAL EQUIPMENT SCHEDULE

REVISION 3 - 01 JUNE 2026

THE LIGHT FITTING SUPPLIER CONTACT DETAILS MAY BE AVAILABLE ON THE EDG WEBSITE VIA THE FOLLOWING LINK
www.edg.net.au/Links/Lighting.htm

TYPE	LAMPS	DESCRIPTION	COLOUR / ACCESSORY	CATALOGUE No	REV
DOOR ELECTRIC STRIKE (ES)		FLUSH MOUNTED FAIL SAFE ELECTRIC DOOR STRIKE PLATE CONNECTED TO THE SECURITY SYSTEM TO CONTROL THE DOOR. PROVIDE CONCEALED DOOR READER MODULES & AUXILIARY POWER SUPPLIES AS REQUIRED. PROVIDE A BATTERY BACK UP SYSTEM SUCH THAT THE ELECTRIC STRIKES REMAIN LOCKED FOR AT LEAST FOUR HOURS UPON MAINS POWER FAILURE. COORDINATE THE ELECTRIC DOOR STRIKE INTERFACE WITH THE DOOR SUPPLIER. EACH ELECTRIC STRIKE IS TO BE PROVIDED WITH DOOR STATUS REPORTING (DOOR OPEN / DOOR CLOSED)			A
DOOR REED SWITCH		FLUSH DOOR REED SWITCH WITH ALL CABLING AND ASSOCIATED CONDUIT CONCEALED. CONNECT EACH DOOR / SET OF DOORS CONFIGURED AS A SINGLE ZONE. SUBMIT DETAILS OF THE REED SWITCHES INCLUDING THE MOUNTING ARRANGEMENTS FOR APPROVAL PRIOR TO ORDERING.			A
ROLLER SHUTTER DOOR REED SWITCH		HEAVY DUTY STAINLESS STEEL FLOOR MOUNTED ROLLER SHUTTER DOOR REED SWITCH WITH ALL CABLING AND ASSOCIATED CONDUIT CONCEALED. CONNECT EACH DOOR AS A SINGLE ZONE. SUBMIT DETAILS OF THE RSD REED SWITCH INCLUDING THE MOUNTING ARRANGEMENTS FOR APPROVAL PRIOR TO ORDERING.			A
INTRUDER DETECTOR		DUAL-TECHNOLOGY 360 DEG MOVEMENT DETECTORS CEILING RECESSED MOUNTED AS PER THE MANUFACTURER'S SPECIFICATION. CONNECT TO THE SECURITY EQUIPMENT WITH ONE DETECTOR PER ZONE. SUBMIT DETAILS OF THE DETECTORS INCLUDING THE MOUNTING ARRANGEMENTS FOR APPROVAL PRIOR TO ORDERING. (SM) DENOTES TO BE SURFACE MOUNTED AS PER THE MANUFACTURER'S SPECIFICATION.			1
NBN PREMISE CONNECTION DEVICE (PCD)		NBN COMPLIANT PREMISES CONNECTION DEVICE AS PER THE PCD DETAIL TO BE CONNECTED TO THE NTD VIA AN NBN COMPLIANT DROP CONDUIT. CONNECT THE PCD TO THE TELSTRA PIT VIA AN NBN COMPLIANT LEAD-IN CONDUIT.			A
NBN NETWORK TERMINATION UNIT (NTD)		NBN COMPLIANT NETWORK TERMINATION UNIT TO BE PROVIDED IN ACCORDANCE WITH THE NBN REQUIREMENTS			A
A1		AUDIO OUTLET, CABLED BACK TO RACK CR-C VIA 4-PAIR CAT-6 UTP CABLE. PERMANENT LABELLING	WHITE	CLIPSAL "C2000 SERIES"	A
4 INCH SPEAKER		PROVIDE CONCEALED 2CORE 14AWG STRANDED SPEAKER CABLE FOR A FLUSH RECESSED 4 INCH SPEAKER ZONED AS INDICATED CABLED BACK TO CR-C WITH 1M SLACK AT THE SPEAKER AND 2M SLACK AT CR-C FOR TERMINATION BY THE CLIENTS AV CONTRACTOR			A
6.5 INCH SPEAKER		PROVIDE CONCEALED 2CORE 14AWG STRANDED SPEAKER CABLE FOR A FLUSH RECESSED 6.5 INCH SPEAKER ZONED AS INDICATED CABLED BACK TO CR-C WITH 1M SLACK AT THE SPEAKER AND 2M SLACK AT CR-C FOR TERMINATION BY THE CLIENTS AV CONTRACTOR			A
8 INCH SUB WOOFER SPEAKER (SW)		PROVIDE CONCEALED 2CORE 14AWG STRANDED SPEAKER CABLE FOR A FLUSH RECESSED 8 INCH SPEAKER ZONED AS INDICATED CABLED BACK TO CR-C WITH 1M SLACK AT THE SPEAKER AND 2M SLACK AT CR-C FOR TERMINATION BY THE CLIENTS AV CONTRACTOR			A
WALL MOUNTED SPEAKER		PROVIDE CONCEALED 2CORE 14AWG STRANDED SPEAKER CABLE FOR A WALL MOUNTED SPEAKER ZONED AS INDICATED CABLED BACK TO CR-C WITH 1M SLACK AT THE SPEAKER AND 2M SLACK AT CR-C FOR TERMINATION BY THE CLIENTS AV CONTRACTOR			A